



National Archery in the Schools Program

2025 NASP® National & Championship Tournament Rules

Registration dates & hotel information will be posted at www.naspschools.org under events.

NASP® Western National: April 24 - 26, 2025, Mountain America Center, Sandy, Utah

NASP® Eastern National: May 8 - 10, 2025, Kentucky Fair and Expo. Center, Louisville, KY

NASP® Championship: June 5 - 7, 2025, Myrtle Beach Convention and Sports Center, Myrtle Beach, SC

The Archery Way

Competing with Honesty and Integrity

As archers, we strive to shoot our best while competing with integrity. Honesty is an expectation, sportsmanship and composure, an obligation. We encourage others and understand our responsibility to self-officiate and protect the field with an overall goal of bringing the archery way into everyday life.

Contents

1. NASP® Participation	3
<i>NASP® officials reserve the right to make on-site determination of any situation not covered by these rules. NASP® officials' decisions are final.</i>	
1.1. Definition of an active NASP® School:.....	3
1.2. In School Requirement:.....	3
1.3. Divisions within NASP® Schools:.....	4
1.4. Homeschool:.....	4
1.5. Eligible Grades:.....	4
1.6. Number of Archers Per Team:.....	4
1.7. Single Gender School:.....	4
1.8. Small School:.....	4
2. NASP® Eastern and Western National Tournaments and Championship Tournament Registration Protocols	5
3. Equipment	5
3.3. Bows.....	6
3.4. Arrows.....	7

3.5.	Accessories.....	8
4.	Competitive Format	9
4.1.	Range Set-Up.....	9
4.2.	Whistle Signals.....	9
4.3.	Arrow Handling and Movement About the Range.....	9
4.4.	Order of Shooting.....	11
4.5.	Coaching.....	11
5.	Scoring	11
6.	Ties Breakers	13
6.1.	Individual Ties.....	13
6.2.	Team Ties.....	13
7.	Dress Code:	13
8.	Sportsmanship	14
9.	Protest Procedure	14
10.	Individual Scholarship Shoot-Off:	14
11.	National level awards:	14
12.	NASP® All-American Academic Team:	15

NASP® TOURNAMENT SANCTIONED RULES & PROTOCOLS

The National Archery in the Schools Program (NASP®) National Rules are the governing rules for the Western and Eastern National and Championship tournaments. NASP® states within the United States and other NASP® countries have the freedom to manage their programs within these rules. Although the NASP® National Rules are the minimum guide for states and countries to follow when conducting NASP® tournaments, each state or country may add to or increase the NASP® rules to fit local requirements. Standard safety protocols and operating principals create a familiar field for NASP® students, so they are prepared and understand what is expected at each NASP® event.

NASP® relies heavily on Coordinators that manage the program within their respective jurisdictions and will continue to do so for determining eligibility of all schools within their jurisdictions under these rules.

New for 2024: Except for inconsequential language edits, rule changes are in **yellow** highlights.

- The NASP® logo is a registered trademark and may only be used on t-shirts, banners, or any other items, with written permission from NASP®.

The National Archery in the Schools Program, All NASP® Sanctioned Events. Our staff and volunteers pledge to do our very best to provide a safe, enjoyable experience for all archers and guests. We have a zero-tolerance policy for any behavior that puts the archers, guests, staff, or volunteers at any risk. These include but are not limited to; verbal abuse of

anyone, physical assault, threats of violence, or any inappropriate language or behavior. At minimum, anyone engaging in such behavior will be asked to leave the tournament venue and property.

Special Note Concerning Distance Learning: The school of *enrollment* determines a students' NASP® school. If schools are allowing students to participate in distance learning through on-line education to maintain their progress and grades, those students are still members of the school in which they are enrolled.

1. **NASP® Participation** - All State, Provincial, and National Tournaments/Championship.

*To maximize the number of students who will discover their aptitude and interest for archery, NASP® is an **in-school** program. NASP® emphasizes team participation to maximize the number of students who will participate and to promote positive social interaction among students and faculty.*

NASP® officials reserve the right to make on-site determination of any situation not covered by these rules. NASP® officials' decisions are final.

1.1. Definition of an active NASP® School: A NASP® school is one that teaches NASP® in school as a part of the normal school day and adheres to the training, equipment, safety requirements, and operating principles established by NASP®. *NASP® safety protocols must be followed by all NASP® schools and teams to preserve the experience for current and future students.*

1.1.1. School lessons must be presented by NASP® certified faculty or volunteers.

1.1.2. At least one coach of the team must be NASP® certified.

1.1.3. Only NASP® certified teachers or coaches may register student archers for tournaments.

1.1.4. Equipment requirements and range protocols must be followed.

1.1.4.1. Only the standard Genesis™ bow & Easton 1820 arrows may be used during NASP® class or on a NASP® range.

1.1.4.2. NASP® range specifications and design must follow training provided in the NASP® Basic Archery Instructor's course.

1.1.4.3. Failure to follow these protocols will make the school ineligible to participate in NASP® tournaments. Failure to follow safety protocols such as bows, arrows, and curtain use, may also result in de-certification of the NASP® certified teacher or coach.

1.2. **In School Requirement:** Every archer must attend an active NASP® school. A school that conducts NASP® lessons during normal school hours in accordance with the NASP® operating principles.

1.2.1. *The student's school of primary enrollment, where they receive the majority of their in-school educational lessons/hours, determines the student's "school". Students must be enrolled in an active NASP® school to participate in NASP®.*

1.2.2. NASP® lessons must be conducted as part of the in-school curriculum, a minimum of 10 hours per school, per year.

1.2.3. In-school lessons are the priority in NASP®. Ideally these lessons should be thorough enough for the students to enjoy a safe and motivational experience.

1.2.4. Classroom lessons must include at least the following subject material.

1.2.3.1. Determining eye dominance.

1.2.3.2. Stringbow® used to teach Eleven Steps to Archery Success®

1.2.3.3. Safety Orientation and shooting of bows and arrows on a NASP® range.

1.2.5. Examples of how this might occur include:

1.2.5.1. At least 10, different archery classes of 1 hour each – daily for 2 weeks, twice weekly for 5 weeks, etc.

1.2.5.2. 5 classes per day of 1-hour each, for 2 different days.

- 1.2.6. When a school agrees to meet, meets, or exceeds this minimum each school year, even if not every student in the school takes the archery class, EVERY student in the school is considered eligible for NASP® tournaments. It is expected that even those who do not take the in-school instruction, will be provided safety and shooting form instruction if they join the FOLLOW-UP archery club or team before they attend a NASP® tournament.
- 1.2.7. Prior to participating in any NASP® competitions during a school year, the head coach for a school's team (or other coaches associated with the school for tournament purposes) will be required to log in to the School Manager for the school. This coach will be required to acknowledge that they understand the in-school teaching requirement and commit to making sure that the requirement is met.
- 1.2.8. After-school-only archery programs or clubs are ineligible.
- 1.3. **Divisions within NASP® Schools:** NASP® divisions are defined as.... Elementary School division, grades 4 and 5; Middle School division, grades 6, 7, and 8; High School division, grades 9, 10, 11, 12.
- ~~1.3.1.~~ If schools have similar names but are at a separate address such as the 'North Middle School and North Elementary School' even if in the same district, they are separate schools and may not mingle shooters on teams.
- 1.3.1.1. Except: If elementary grades (4th & 5th) are not in the same school the schools where the two grades are found may combine students to form an elementary school team if both are NASP® schools. Example: this could be a school with K-4 and a school combining with a 5-8 or 5-12 school.
- 1.3.1.2. Except: If middle school grades (6-8) are not in the same school the schools where the three grades are found may combine students to form a middle school team if both are NASP® schools. Example: this could be a K-6 school combining with a 7-8 or 7-12 school.
- 1.3.1.3. Except: If high school grades (9-12) are not in the same school the schools where the four grades are found may combine students to form a high school team if both are NASP® schools. Example: this could be a school with 9-10 combining with an 11-12 school.
- 1.3.1.4. Where divisions are split between schools the enrollment numbers of both schools apply to eligibility of the small school rule.
- 1.3.1.5. When forming a competitive team for any NASP® division, schools must include grades of enrollment within the division they intend to compete in.
- 1.4. **Homeschool:** A student who is attending homeschool may participate.
- 1.4.1. If the homeschool has enrolled in NASP® and provides in-school NASP® archery lessons, by a NASP® certified instructor, and meets the requirements of section 1.1 and 1.2. above. The standard operating principles outlined in sections 1.1. and 1.2. above are required of all schools to be an active NASP® program.
- 1.4.2. If a homeschooled student receives in-school NASP® lessons by attending classes at a NASP® public or private school, in accordance with sections 1.1. and 1.2., that student must participate for the school where he/she receives in-school NASP® lessons.
- 1.5. **Eligible Grades:** Only students who are in grades 4-12 may participate.
- 1.5.1. A student at any NASP® school who has graduated early during the current school year may, at the discretion of the school Principal, participate.
- 1.5.2. A student who no longer attends an active NASP® school due to having moved, being promoted, etc. is ineligible to participate until/unless the student's new school joins NASP® and may then only represent their NEW school. Except for situations described in 1.4.2.
- 1.6. **Number of Archers Per Team:** NASP® archery teams must contain 12-24 students, at least 4 of which must be of the opposite gender.
- ~~1.7.~~ **Single Gender School:** If a school is a single gender school, the school shall compete as a single-gender-only school unless eligible to combine with another school under the small school rule (section 1.8). The coach should contact the State Coordinator for their state to set the single gender indicator for the school. Once set, the team score for the school/division is determined by summing the top 12 scores for the team with no consideration of gender.
- 1.8. **Small School:** If a competitive division within a NASP® school (Elementary 4th – 5th, Middle 6th – 8th or High 9th – 12th) has a total student enrollment of less than 150 students, the team for that division may add students from another competitive division within their school or from a competitive division at another NASP® participating school in the same city, or county, or school district.

- 1.8.1. A school can add students from another NASP® participating school only until the total student enrollment of the combined divisions reaches 150 students.
- 1.8.2. A competitive division within a school with 150 students (or more) enrolled may not add archers to their team from another school or division.
- 1.8.3. If a student shoots up for a higher division team (as allowed by 1.8. above), that student will be competing for team rank in that older division but retain individual rank according to the archer's actual grade.
- 1.8.4. Unless utilizing this "small school rule" or 1.4.2., students may only shoot on a team at the NASP® school they attend (are enrolled in).
- 1.8.5. A request to "shoot-up" must be submitted in advance to the state/provincial coordinator and must include school enrollment numbers by grade for all schools involved to be approved.
- 1.9. NASP® is a school program. If a school administration deems a student unsuited to represent the school, NASP® will abide by the decision.
- 1.10. If a student archer is disqualified for any reason at a provincial, state, or regional tournament, the student is ineligible to participate in any NASP® competition until such time the student has regained good standing in his or her state or province. The NASP® coordinator would alert the national office of such disqualification.
- 1.11. Any request to "shoot up" or combine with another school in accordance with Sections 1.7. or 1.8. must be done prior to a school's first team tournament of the year. Once registered in a tournament that status may not change for the duration of the season.


2. NASP® Eastern and Western National Tournaments and Championship Tournament Registration Protocols

- 2.1. In addition to # 1.1 - 1.10. above.
- 2.2. Eastern and Western NASP® Nationals:
 - 2.2.1. Qualification tiers will be established for each event individually.
 - 2.2.2. A qualified team (school/division) may register to participate in one but not both national tournaments.
 - 2.2.3. A qualified individual may register to participate in one but not both national tournaments.
 - 2.2.4. Individual scores from one national event cannot be added to team scores from another national event.
 - 2.2.5. Participation is not guaranteed in either event.
- ~~2.3.~~ Substitutions are permitted for these events. Substitutes may be students that did not participate in the state (or national) tournament, but they must meet the criteria defined in section 1.
 - 2.3.1. Individuals must shoot in their actual division for National and Championship tournaments unless the school meets the requirements specified in 1.8.
 - 2.3.1.1. If by meeting the requirements of section 1.8. an individual shot in a higher division at the state or provincial tournament the individual may shoot "down" in their actual division for National and Championship tournaments.
 - 2.3.2. If a school sent multiple teams to the state tournament, they may recombine archers from these teams for nationals. **Not applicable to entire school districts/systems.**
 - 2.3.3. If a school sent multiple teams to the national tournament, they may recombine archers from these teams for the Championship tournament. **Not applicable to entire school districts/systems.**
- 2.4. A school may register as many teams as qualify at their state or provincial tournament IF the state or province in question allows multiple teams from the same school to participate.
- 2.5. NASP® teams and individual archers may only participate in a NASP® state tournament in the state where their school is located.
- 2.6. **The NASP® Championship Tournament**
 - 2.6.1. Details and information concerning the Championship will be provided later.
 - 2.6.2. Tournament format, registration information, schedule of times and tiers, TBA.

3. Equipment - Only equipment specified and approved for use in NASP® may be used in tournaments.

NASP® equipment has been selected to be as universal-fit as possible to make administration of the program suitable for in-school teaching. Tournaments follow in-school program design as closely as practical.

- 3.1. At tournament officials' discretion, any bow, arrow, or accessory may be subjected to complete inspection at any time. Anyone found using disallowed equipment or modifications will forfeit awards and be disqualified. Disqualification may affect their team's rank.
- 3.2. If after the 10-meter practice end begins an archer is found to be using disallowed equipment, the archer is subject to disqualification.
- 3.3. **Bows:** Archers are expected to bring their own NASP® Genesis™ bows.
 - 3.3.1. Only the stock (original) unmodified Genesis™ bow approved for NASP® may be used, except for allowances described below.
 - 3.3.2. When called by the announcer archers will place bows on the provided racks for inspection. Once inspected, the bow must remain on the range unless a repair is needed and approved by a lane official.
 - 3.3.3. The Genesis™ Mini, Pro, and Gen-X are prohibited from use in NASP®.
 - ~~3.3.4.~~ The bow's axle-to-axle length, measured from the center of each axle, must be no shorter than 35.25".
 - 3.3.5. The bow's grip must be in place and unmodified. Changing the shape by removing material or adding material, including tape, is prohibited. The grip may be painted for personalization. However, paint used must be "color only". The use of paint with added texture material or paint that dries with a multi-texture finish (including but not limited to those designed as bed liner material) are disallowed.
 - 3.3.6. Only tied on or heat shrink nock locators may be used. Instructions for tying on a nock locator are available at www.naspschools.org under the "Resources" tab, in the "Information/Learning Center".
 - 3.3.6.1. There may be one nock locator above and one below the arrow nock.
 - 3.3.6.2. If using two nock locators, the gap between them must be no greater than 1.5 nock widths. The archer must nock the arrow between the 2 nock locators.



**If 2 nocking points,
the arrow nock must
be placed between
them.**

- 3.3.6.3. If using one nock locator, the archer must nock the arrow below and touching the nock locator.
- 3.3.6.4. If desired, a tied-on nock locator may be used directly above and against the original shrink tube locator that comes on the bow to maintain its position, as a quick or temporary fix.
- 3.3.6.5. Brass nock locators are prohibited for safety reasons.
- 3.3.7. The bow must be sight and sight-mark free (riser, cable, string).
 - 3.3.7.1. Solid color tape, paint, or "sharpie" to cover marks may be applied to the face of the sight window at a point starting at the top of the bow's grip and running at least 6" up the face of the sight window towards the top limb. Any tape used must be a single piece of tape applied vertically to the face of the sight window only. Single piece die cut solid color stickers that match the shape of the sight window are also permitted. Wrapping tape around the riser is prohibited.
 - 3.3.7.2. Camouflage bows may be used, but the face of the sight window must be covered. As described in 3.3.7.1.



3.3.7.3. Any tape, paint or sticker used to cover sight marks must remain throughout the competition.

3.3.7.3.1. Archers and coaches should comply with this rule before their flight time.

3.3.7.3.2. If sight marks are discovered the archer or coach will be asked to cover them.

3.3.8. The outside and inside of the sight window must be kept free of any raised edges, such as tape, stickers, or logos.

3.3.9. The bow must be free of draw stops or stabilizers.

3.3.10. The bowstring and cables may be 'after-market' but of the same approximate length and diameter.

3.3.11. The standard cable guard, cable guard slide (black only), wheel, cam, bearings, riser, and limbs must be original (or original factory replacement) and unmodified, other than the few allowances stated within section 3.

3.3.12. A bow may have the Morrell Manufacturing draw weight gauge mounted on the riser, for determining turns of limb bolts for draw weight setting.



3.3.13. A bow may be personalized by painting, stickers, et cetera, but without sight-marks.

3.3.13.1. Temporarily attaching carabineers or other devices to the bow during any flight is prohibited.

3.3.13.2. Wrapping anything around both limbs to "join them" is disallowed.

3.3.14. The standard NASP® flipper rest is the only rest permitted. **The rest must be in place and installed as intended, seated to the riser without shims or spacers.** A rest arm that is missing the sleeve or bent is acceptable. The sleeve may be original, absent, or replaced with heat shrink tubing similar to the original rest arm sleeve.

3.3.15. The bow's draw weight must remain unchanged throughout the flight after the 1st scored arrow is shot at 10 meters.

3.3.16. Except for a malfunction, bows must remain downrange of the waiting line once shooting begins.

3.3.17. Except for a major malfunction the same bow must be used throughout the competition.

3.3.18. A non-compliant bow will be removed from the competition until it is restored to a compliant condition by the head coach. This must be completed before the archer begins or resumes competition.

3.3.19. Coaches should be prepared to complete timely repairs if necessary (spare arrow rest, serving material or spare bow). The tournament will remain on schedule.

3.4. **Arrows:** Only the original Easton aluminum 1820 arrows approved for NASP® may be used.

3.4.1. The length of the arrow shaft must be the standard NASP® length.

3.4.2. A readily accessible supply of replacements must be on hand. Once the flight begins all arrows will remain forward of the waiting line unless being replaced.

3.4.3. Arrow nocks must be the Easton N nocks currently used by Easton in the production of the 1820 aluminum Genesis arrows.

3.4.4. Arrow points must be the NASP® standard currently used by Easton in the production of the 1820 aluminum Genesis arrows; glue-in, cone shaped and weighing 60 grains.

3.4.5. Arrow vanes must be 3 soft plastic - 2.5" - 3.0" long and between .4" - .6" in height and attached to the shaft or wrap* with a straight offset of approximately 1.5 degrees. Vanes may be of any brand, shape, or cut, but must be within the listed dimensions (New Archery Products NASP® SPEEDFLETCH is also permitted for use).

3.4.6. Archers must be able to identify their personal arrows.

3.4.7. The arrow shaft may be marked, crested, wrapped*, or taped above the mid-point (towards the nock) for identification. The crest (NASP-Genesis label) must remain visible and readable.

3.4.8. *Archers/schools are required to provide their own arrows at national tournaments.*

**An arrow wrap is a small piece of unweighted self-adhesive vinyl that is wrapped around the rear of the arrow to coat the shaft in a very low weight plastic sleeve.*

3.5. **Accessories:** Very few accessories are allowed in NASP®

3.5.1. Archers may wear basic finger tabs (free of metal or rigid plastic), tape, or gloves to protect draw-hand fingers. This includes unmodified "5-finger" gloves like golf and batting gloves. Unmodified golf or batting gloves may also be worn on the bow hand. Finger tabs designed for anything other than finger protection, including markings, are disallowed.

3.5.2. Finger protection devices like the "No Glove" and devices made by other manufactures may be placed on the bowstring, but these must be without locator buttons (also known as kissers buttons) discs or aiming aids. If a two-piece no-glove is used it may be installed with the small and large sections below the nock locator, or as intended, with the small section above and the large section below (the gap between the two pieces must be no greater than 1.5 nock widths, the same as in rule 3.3.6.2).



Permitted



Not permitted, two bottom pieces.

3.5.3. Heat shrink tubing may be placed on the bowstring to reduce finger strain, but the tubing must cover the entire center serving above and below the nock locator(s).

3.5.4. Archers may wear arm guards and chest protectors.

3.5.5. Hand towel, resin/chalk bag are permitted.

3.5.6. Archers may wear eye patches, glasses, or tape on glasses.

3.5.7. Finger or wrist slings are allowed. Chain or cable may not be used as wrist slings.

3.5.7.1. Wrist slings may be attached with a standard factory bolt (one inch or less in length) with a head size not to exceed 3/4" X 1/2" (three quarter inch long, one-half inch wide) **and a single standard washer.**



This style bolt is permitted.

3.5.7.2. Any yoke, mounts, or brackets used for a wrist sling must be non-rigid (flexible).

3.5.7.3. A Leather or rubber "yoke" may be used to attach the sling to the bow.

3.5.7.4. Wrist slings may be tied around the riser or through the hole in the riser just below the grip.

3.5.7.5. Finger slings are only to be put in place once the 1 whistle command to shoot is provided.

- 3.5.8. Mechanical release aids or devices designed to hold the bow at full draw are prohibited.
- 3.5.9. Archers must be able to draw, hold, and release the bow string on their own.
- 3.5.10. The bow must remain free of any devices designed to dampen vibration.
- 3.5.11. Potential special allowances for physically challenged archers are evaluated on a case-by-case basis. While participation by the challenged archer is important, other competitors must not be negatively impacted. Commonly approved allowances include:
 - 3.5.11.1. Wheelchairs are permitted if needed.
 - 3.5.11.2. In the case of hearing or visually impaired archers, a coach or parent may provide assistance at the shooting line. Prior approval is needed, and a lane official must be alerted before shooting begins.
 - 3.5.11.3. Mouth tabs are permitted for archers whose physical challenges make drawing the bowstring impossible.
 - 3.5.11.4. Archers who use crutches may shoot from a chair or have coach assistance to stand.
- 3.5.12. Emotional support animals will be allowed by NASP® in the spectator area of the event (if permitted by the host facility). Emotional support animals must stay off NASP® ranges. If the animal creates a distraction of any type to the participants or spectators, the handler will be asked to remove the animal from the spectator area and possibly from the facility.

4. Competitive Format

NASP® Tournaments emphasize safety, sportsmanship, and indoor application. If an archer is unable to safely use all equipment and follow range protocols that archer may be removed from the competition

4.1. Range Set-Up:

- 4.1.1. Target butts will be placed directly on the floor (or factory bases) similar to the height of school butts.
- 4.1.2. Target faces will be placed on the target butts so that the bottom edge touches the floor or as close to the floor as possible.
- 4.1.3. Targets faces (paper) will be NASP® 80 cm FITA face with 10 scoring rings.
- 4.1.4. The target line will be approximately 2 yards or meters from the face of the target butts.
- 4.1.5. There will be 10-meter (32' 10") and 15-meter (49' 2") shooting lines.
- 4.1.6. The waiting line will be at least 4-5 yards or meters beyond the 15-meter shooting line.
- 4.1.7. A 'Coach's Alley' will be delineated between the waiting line and spectators. Only Coaches with the appropriate wrist band or tournament credentials are permitted in Coach's alley.
- 4.1.8. Spectator seating will be placed as close as possible behind the spectator line.
- 4.1.9. Shooting lines will support 5-foot-wide shooting lanes accommodating 2 archers per lane, each with a 30" space, one in the **left** half of the lane, one in the **right** half of the lane. **Each lane will have marks indicating the right and left edges and the center.**
 - 4.1.9.1. The shooter's label will indicate with "Left" or "Right" which half of the 5' wide shooting lane each archer is assigned.
 - 4.1.9.1.1. Placement of any items or marks on the floor or target as a reference or aiming point is prohibited.
 - 4.1.9.1.2. **If an archer is assigned to the "left" or the "right" they are expected to stand near the center of their assigned 30" space, even if they are on a target without another archer.**
 - 4.1.9.2. Archers are to be at their assigned area 15 minutes prior to their flight times, with their equipment ready.
 - 4.1.9.3. Shooters occupying a lane will be from different schools where possible.
 - 4.1.9.4. Coaches assigned to a group of lanes for their team can move archers within their assigned lanes if needed. But must indicate a lane change on the score cards. Archers must still occupy the same side (L or R) of the lane as was assigned to the team and each lane should still have archers from two different schools.

4.2. Whistle Signals: NASP® whistle commands will be used to operate the range.

- 4.2.1. 5+ whistles for an emergency
- 4.2.2. 2 whistles to 'get bow.'
- 4.2.3. 1 whistle to 'shoot'

4.2.4. 3 whistles to 'go get arrows.'

4.3. Arrow Handling and Movement About the Range: NASP® safety rules must be followed.

4.3.1. Archers must walk when moving about the range.

4.3.2. Archers must have one foot on each side of the shooting line with 'bows on toes' before shooting begins.

4.3.3. While shooting, the archer must straddle the shooting line with the non-target foot behind the back edge of the shooting line. NO PART of the shooting line will be covered by the archer's foot.

4.3.4. Shooter and quiver must remain in each archer's half of the assigned lane when on the shooting line. No part of the archers' body or the quiver may cover, or be past, their lane marks.

4.3.4.1. Crowding across the middle of the lane, or into an adjacent lane, is unsportsmanlike conduct.


4.3.4.2. Crowding is defined as any part of the archer's body or equipment extending past the 30-inch

area assigned to the archer.




Archers must remain entirely within their half of the lane.

4.3.4.3. The tournament provided arrow quiver must be centered on the shooting line in front of the archer and within 30-inch area assigned to the archer.



**L & R
RH
HL**



4.3.5. While both archers may approach the target when scoring, only one archer may remain at the targets when arrows are pulled. The other archer must be safely behind the target line waiting their turn to pull arrows.



**When pulling arrows,
only one archer may be
forward of the Target
Line. All archers must
remain standing.**

4.3.6. Archers must remain on their feet (standing or squatting) and off their knees when scoring and pulling arrows.

4.3.7. If after arrows are pulled the target needs straightened, it is the archer's responsibility to do so while at the target. Once archers leave the target, they are not permitted down range until after the following end.

4.3.8. Arrow points must be covered with one hand and shafts grasped below the vanes with the other hand when walking with arrows.

4.4. Order of Shooting:

4.4.1. The archer must nock, pre-draw, draw and aim in a manner that keeps the arrow pointed safely towards the target throughout the process. (Below the top of the backstop curtain, and away from the floor).

4.4.2. Archers must raise the bow from their toe and keep the bow vertical while nocking.

4.4.3. Archers will shoot one practice end of 5 arrows and 3 scoring ends of 5 arrows at 10 meters.

4.4.4. Archers will shoot one practice end of 5 arrows and 3 scoring ends of 5 arrows at 15 meters.

4.4.5. Archers will have 2 minutes to shoot each 5-arrow end.

4.4.6. Dropped arrows will be left on the floor and replaced by a range official.

4.4.7. An arrow that bounces out or fails to stick in the scoring area of the target face may be shot again as instructed by range officials. Except for practice ends.

4.4.8. Replacement arrows will only be provided for bounce outs on scoring ends. Practice bounce outs will remain as shot.

4.4.9. An arrow that crosses the target line is considered a shot arrow.

4.4.10. If the archer's draw weight and draw length are not sufficient to perform on par with other archers in the tournament, the archer may be removed. Shot arrows that fail to reach or stick in the target butts are symptomatic of insufficient performance.

4.4.11. After shooting the last arrow, the archer must immediately leave the shooting line, rack the bow, and return behind the waiting line. This is NASP®-specific range management protocol.

4.4.12. If an archer fails to shoot all 5 arrows, and returns behind the waiting line, the remaining arrows will be scored as zeros.

4.4.13. Lost vane, arrow rest damage or failure, broken nock - if any occur during the release of an arrow and that arrow makes it to the target line and doesn't bounce off the target, it is a shot arrow.

4.5. Coaching:

4.5.1. A team is limited to 3 coaches in Coaches Alley during the flight. Individual groups may have 1 coach in Coaches Alley.

4.5.1.1. Any coach in Coaches Alley must have a coach's wrist band or tournament credentials identifying them as the appropriate NASP® coach.

4.5.1.2. At least one coach must be immediately available and located with his or her team lanes while the team is shooting in case they are needed. Coaches must display positive sportsmanship while in this alley.

4.5.2. Coaches of special needs archers may be allowed (with prior approval of range officials) to stand with the archer on the shooting line. However, they must do so safely and without distracting the other archers.

4.5.3. Coaches must withhold coaching and communication with their archer while the archer is on the shooting line. Such communication may only take place when the archer is up range of the waiting line.

5. Scoring:

5.1. Only archers and tournament officials will be allowed downrange of the waiting line.

5.2. All arrows should be scored before any arrow or the target's face is touched.

5.2.1. Moving the target face to affect an arrow's score is a violation of 5.2.

5.2.2. Moving or pushing an arrow into the target face to affect an arrow's score violates 5.2.

5.3. Beginning in the center of the target, scoring rings are 10, 9, 8, 7, 6, 5, 4, 3, 2, & 1.


5.3.1. An arrow **shaft** touching a scoring ring line is awarded the higher point value. In the picture below the gold arrow is scored a 10 because the shaft touches the line. The black arrow is a 9 because the shaft does not touch the scoring line, only the hole made by the shaft touches.



**The blue shaft is a "9".
The gold shaft is a "10".**

5.3.2. An arrow outside all scoring rings is awarded '0' points.

5.3.3. If the target face has been shot enough that the scoring ring cannot be determined, even by the lane official, the target face should be changed.



**This target face should
be changed.**

5.3.4. The 'X' ring in the center of the 10 is simply scored as a 10.

5.3.5. An arrow that 'robin-hoods' (sticks in the back of another arrow **shaft**) receives the value of the arrow in the target.

5.3.6. An arrow that sticks in the vane of another arrow will be treated as a bounce out. The archer will be permitted to make that arrow up in the next end or before concluding the final end.

5.3.7. An arrow that deflects off another arrow and sticks in the target is scored where it sticks.

5.3.8. An arrow that deflects off another arrow and fails to stick in the target is treated as a bounce out.

5.3.9. An arrow that skips off the floor and imbeds in the target is scored where it sticks.

5.3.10. An arrow that skips off the floor and bounces off the target is treated as a bounce out.

~~5.3.11.~~—An arrow that sticks in the target, but falls completely out as shooting continues, is treated as a bounce-out and a replacement arrow may be shot.

5.4. Scannable (bubble-type) scorecards will be used. Archers should practice with this type of scorecard before coming to the tournament. [CLICK HERE](#) for a practice scorecard.

5.5. Both archers' scorecards will be on the same score board.

5.5.1.1. The score board will be placed on the target line, anywhere within the archers' lane.

5.6. Both archers will walk to the target in their lane to record arrow scores.

- 5.6.1. One or both archers may approach the target face to score arrows.
- 5.6.2. **OFFICIAL SCORING PROTOCOL:** One archer will CALL and BUBBLE the other archer's arrows.
 - 5.6.2.1. The scorecard has a "Checkbox" to the right of each 5-arrow end.
 - 5.6.2.1.1. The archer should check this box indicating he or she has examined each 5-arrow end to make sure the score has been correctly entered.
 - 5.6.2.1.2. Also check to assure that ALL ARROW VALUES are bubbled.
- 5.6.3. Then the archers will reverse roles.
- 5.6.4. If archers cannot agree on an arrow's score, a range official must be asked for the final decision.
- 5.6.5. Only range officials may have erasers on the range. If the archer needs a score erased, the official will perform the task. The lane official may document such action on the back of the scorecard.
- 5.6.6. After both archers are satisfied that arrow values have been accurately recorded, scores are considered final.
- 5.6.7. Once scores are final arrows may be pulled in accordance with rule 4.3.6.
- 5.6.8. At the conclusion of the flight both archers must sign the scorecard.
 - 5.6.8.1. If an archer fails to sign his/her scorecard, the scorecard will be considered approved and final.
 - 5.6.8.2. The archer represented by the unsigned scorecard will not be disqualified for neglecting to sign.
 - 5.6.8.3. In instances where only one archer is in a lane, the lane official or an adjacent lane archer may assist with scoring. Archers are not permitted to score their own arrows.
- 5.7. Scorecard deficiencies that may be found in the scoring room:
 - 5.7.1. Scorecard has more than one value on a scoring line. The higher value will be erased.
 - 5.7.2. Scorecard has more than one value on a scoring line but there is a blank line among the 5 scoring lines. One of the double values will be moved to the blank line.
 - 5.7.3. If a scoring line is blank. Except in 5.7.2 above, the blank line will be scored zero.
- 5.8. An archer's score may only be counted for a single team. The score will also be used to determine the archer's individual placement.
- 5.9. Range officials will gather signed scorecards after each flight at the target.
- 5.10. Disqualification may occur if an archer takes the scorecard up-range of the 10-meter shooting line or to the coach or other unofficial person(s).
- 5.11. If an archer observes another recording a false score, a range official **must** be alerted.
- 5.12. Summation of the team's highest 12 individual scores, with at least 4 of both genders, will comprise the team score. For single gender schools, all 12 individual scores will be from a single gender.

6. Ties Breakers

6.1. Individual Ties:

- 6.1.1. First by the computer comparing the total score, then # of 10's, 9's, 8's, and so on.
- 6.1.2. If ties remain, only those individuals tied for overall female and overall male archers will shoot-off to break the ties (this includes ties for overall runner-up). All other ties will remain and will receive duplicate awards.
- 6.1.3. Overall and runner-up female and male individual ties will be broken with a shoot-off that will take place prior to the awards ceremony. KEEP YOUR BOW NEAR BY! Archers absent for tie breaking will be awarded the lower rank.
- 6.1.4. The shoot-off will consist of:
 - 6.1.4.1. A 5-arrow warm-up end at 15 meters.
 - 6.1.4.2. Then a 5-arrow scoring end at 15 meters.
 - 6.1.4.3. If the tie persists, a single arrow shot from 15 meters, closest to the middle of the target's center will break the tie.

6.2. Team Ties:

- 6.2.1. Team ties, if they occur, will be broken.
- 6.2.2. First by the computer comparing the total score, then # of 10's, 9's, 8's, and so on.
- 6.2.3. If necessary tied teams will select one male and one female archer from their teams.
 - 6.2.3.1. These two archers from each team will shoot a 5-arrow warm-up end at 15 meters and then a 5-arrow scoring end at 15 meters.

6.2.3.2. Combined scores of both male and female team members will be compared to break the tie.

6.2.3.3. If the tie persists both the male and female archers from each team will shoot a single arrow at the same target. The arrow closest to the center of the target will win the tie.

7. **Dress Code:** NASP® tournaments are an extension of the in-school educational experience.

7.1. It is important that students remain safe and comfortable. Therefore, all student archers must wear close-toed shoes. (Bare feet and sandals are disallowed) Clog style Crocs are considered closed toed shoes.

7.2. All coaches should make sure their student archers adhere to their school's dress code at the tournament except for the total ban of open-toed shoes above in 7.1.

7.2.1. It is the coaches and archers' responsibility to keep everything out of the path of the bowstring. Loose clothing, hair, jewelry (including facial jewelry) may pose a risk to the archer and those around them.

7.3. Use of personal music playing devices, ear buds and headphones are prohibited on the range.

7.3.1. Ear plugs to block distractions are permitted with prior approval only and only for specified situations.

7.3.2. Ear plugs must be free of any strings, batteries, or wires.

7.3.3. Blue tooth devices are not permitted.

7.4. Archers' cell phones must be silenced during their competitive flight. All communication via the phone must be suspended during their flight.

7.5. Archers are not permitted to have food or drinks on the range.

8. **Sportsmanship:** Archers, coaches, volunteers, and spectators are expected to respect others. Acts of unsportsmanlike conduct will result in disqualification and or removal from the event. **NASP® officials and tournament directors have the right to make on site determination of any situation not covered by these rules. NASP® officials' decisions are final.**

The following are a few *examples* of unsportsmanlike conduct:

8.1. Purposefully disturbing or distracting another archer with excessive touching or talking.

8.2. Failure to follow lane official direction.

8.3. Physical or verbal abuse of any person at the event.

8.4. Attempts to cheat include:

8.4.1. Using disallowed equipment.

8.4.2. Improper call-out of arrow value.

8.4.3. Improper bubbling of arrow value.

8.4.4. Erasure of anything on the scorecard. Only lane officials may use erasers.

8.5. Behavior considered disruptive, unsafe, offensive, or otherwise inappropriate may result in disqualification and/or expulsion of the archer, coach, and observers. Examples include, **but are not limited to:**

8.5.1. Intentional or repeated bumping of another archer or archer's bow.

8.5.2. Harassing, intimidating, or threatening another.

8.5.3. Encroaching beyond the archer's assigned half of the 30" in the shooting lane.

8.5.4. Ignoring the L vs. R assignment in the shooting lane.

8.5.5. The use of Vulgar or otherwise offensive language, or on shirts or banners.

8.6. The use or possession of drones or other flying devices is prohibited at all NASP® events. Rare use may be granted to select media outlets through advanced application to NASP® officials.

9. **Protest Procedure**

9.1. Coaches may visit the scoring area following the conclusion of each flight.

9.2. Only the officially registered coach of the team or individual may register a protest.

9.3. The scoring area team leader must receive any protest prior to the start of the awards ceremony.

9.4. Protests may concern an archer or team score or equipment compliance.

9.5. Video or other photographic evidence regarding the protest will not be considered.

9.6. Rule clarification or suggestions may be provided by going to "Contact" at: www.naspschools.org

10. **Individual Scholarship Shoot-Off:** The Scholarship shoot-off takes place prior to the awards at the Championship tournament June 8, 2024. The coaches of qualifying archers will be notified via email.
 - 10.1. The combined over-all top 5 male and top 5 female archers (including ties) from Eastern and Western nationals qualify.
 - 10.2. Each will shoot a practice end of 5 arrows at 15 meters.
 - 10.3. Each will shoot a 5-arrow scoring end at 15 meters.
 - 10.4. Scholarship award levels will be based upon the order of elimination among these contestants.
 - 10.5. 2024 Scholarship information will be posted at www.naspschools.org under events.

11. **National level awards:**
 - 11.1. One team trophy will be awarded to the 1st, 2nd, and 3rd place teams in each of 3 divisions.
 - 11.2. Each 1st through 3rd place team's members + up to 6 coaches will also receive a medal.
 - 11.3. Plaques, and medals will be awarded to 1st - 5th place individual male & female archers in the elementary, middle & high school divisions. Individuals tied for 1st through 5th place will receive duplicate awards.
 - 11.4. Individual male and female champions in each division will be awarded a Genesis Bow.
 - 11.5. Tournament Overall and Runner-Up Champion male and female archers will also be recognized.
 - 11.6. Additional prizes may be awarded to teams and individuals as they are available.

12. **NASP® All-American Academic Team:** The final scores from the Eastern and Western NASP® National will be combined. The top 24 scoring archers in each division from those combined scores, who are registered with NASP® as Academic Archers, will be named to the *NASP® All-American Academic Team*.
 - 12.1. Academic Archers are registered by their teacher according to criteria provided on the NASP® website. Academic Archers must be registered **before Midnight Eastern Time, April 1** each year.
 - 12.2. The Academic Archer indicator box must be checked on the National Tournament registration, for All-Academic Team eligibility. **We assign this responsibility of cross checking the archer's AA status to the teacher or coach.**

Iowa Specific Rules 2024/2025

IOWA RULE: A school competing as a female-only school under section 1.7 shall include only female students, based on their sex at birth, consistent with the requirement of Iowa Code section 261I.2(1) (2023).

IOWA RULE: Scoring and awards for girls individual participants at any Iowa League Tournaments and the State Tournament shall be determined from only participating female students, based on their sex at birth, consistent with the requirement of Iowa Code section 261I.2(1) (2023).

IOWA RULE: Only female students, based on their sex at birth, shall be included in rankings of girls in each division for qualification to participate in the State Tournament.

IOWA RULE: Only female students, based on their sex at birth, are eligible to register their gender as female for participation in girls individual events.

IOWA RULE: To be eligible to participate for the school, a CPI (Competent Private Instruction) FORM A (Dual Enrollment) must be completed and filed with the local public-school district.

IOWA RULE: Hip quivers will be allowed for coaches and archers to transport arrows to and from the shooting line but may not be used by an archer while shooting.

IOWA RULE: Shoot-offs will be conducted up to 10th place at the state tournament. No duplicate awards will be issued.

IOWA RULE: A committee will be designed to receive and resolve official protest prior to the first arrow shot. If a major protest occurs, the committee chair must notify the state coordinator within 48 hours of the tournament concluding.

IOWA RULE: For league tournaments, the hosting school will designate a certified BAI representative to chair the protest committee. For the state tournament, the state coordinator will chair the protest committee.

IOWA RULE: The committee must have an odd number of representatives (three minimum) and must include certified BAI representatives from other teams attending the tournament.

IOWA LEAGUE RULES AND PROTOCOLS

League Tournaments can be hosted between December 1, 2024–February 9, 2025.

The location for League Tournaments will be announced online at nasptournaments.org.

League Tournament locations may be conducted in school gymnasiums or other suitable indoor locations.

Participation in League Tournaments is required for all teams and individuals to be eligible to advance to the Iowa State Tournament.

There are no limits regarding the number of teams and individuals a host school can allow to participate in a League Tournament. However, the host school can limit the number of teams and individuals registering.

Schools are eligible to participate in an unlimited number of League Tournaments statewide.

Schools may travel out of state and invite schools from other states to a League Tournament. **(Must let State Coordinator know if competing in any league tournament out of state)**

League Tournaments must be supervised by a certified NASP® BAI or higher instructor.

League Tournaments must be in-person between two or more schools with different coaches for each school.

Registration fees and spectator fees for League Tournaments are determined and retained by the host school.

Schools hosting league tournaments are not required to provide tournament trophies or medals. Schools that decide to provide awards may determine what is given and how they will be distributed.

IOWA REQUIRED PAPERWORK

Each participant must be registered through “School Manager” online at nasptournaments.org prior to competing in their first tournament or by February 1, 2025, whichever date occurs first. Each participant must provide their first name, last name, gender, grade level, date of birth, DNR Customer ID #

Parents must fill out the Iowa Consent and Waiver Form for each child that is participating in the program. Forms must be completed prior to competing in their first tournament or by February 1, 2025, whichever date occurs first.

IOWA NASP® LEAGUE TOURNAMENT REGISTRATION PROTOCOLS

Registration for League Tournaments must be handled through nasptournaments.org. If a host school is offering early pre-registration for League Tournaments, they must indicate in parentheses behind the tournament name that they are offering early pre-registration. i.e. Prairie Archery Bullseye Tournament (Early Pre-Registration). The school then must add under the “Important Information” section that they will be accepting early pre-registration for this tournament, along with how they wish to be contacted for early pre-registration. Once the school is no longer accepting early pre-registration, the school must edit the “Important Information” section showing that early pre-registration is closed and then enter the date it closed for reference.

League Tournaments must be posted at **least 5 days** prior to the start of the tournament for scores to count towards state tournament qualification.

League tournaments ending Feb 9, 2025 must be submitted at the conclusion of the tournament.

IOWA ADVANCEMENT TO THE STATE TOURNAMENT

No individual or team is guaranteed space at the State Tournament. When flights are full the tournament is closed. Schools, coaches, archers, and parents will not officially know who is attending the State Tournament until the State Tournament Registration closes.

Failure to follow NASP National and League Protocols and Rules will result in being ineligible to register for the State and/or National Tournaments.

Examples of using disallowed equipment or attempting to cheat, equipment other than approved bow and arrow and their manufactured parts, weighted arrows, enhancing bow to increase performance that brings the bow beyond its specifications (Examples may include changing brace heights, increasing max draw weight over 20 lbs., changing axle to axle length which could result in an extra twist in the string, etc)–Bow specs can be found at Genesisbow.com. Defacing a target (purposely poking a hole in the target). Using an item to mark the floor for sighting down range. Failure to register participants through “School Manager” online at nasptournaments.org.

The location for the NASP® Bullseye State Tournament will be the Richard O. Jacobson Exhibition Center Building located on the Iowa State Fairgrounds at 3000 East Grand Avenue, Des Moines, IA 50317.

The State Tournament will be held **Feb 28th-March 2nd, 2025**

All rules and protocols in the 2025 NASP® National, Open & Championship Tournaments and Iowa League and State Tournaments document apply to the State Tournament.

Participation in a minimum of two (2) Iowa League Tournaments is required for all teams and individuals to be eligible to advance to the State Tournament.

Qualifying scores will come from the archers or teams top two (2) approved League Tournament scores. The head coach is responsible for making sure all scores for each archer appear correctly under the archer history listing. If an issue is identified, the head coach must contact the state coordinator immediately to rectify the situation. There may be some limited situations where an archer has two records, the head coach needs to pay close attention to these instances and ensure that their scores are being recorded properly in the weekly standing’s reports.

A weekly report will be emailed to head coaches starting the week of January 1, 2025.

A school is limited to registering one eligible team per school per division for the State Tournament.

A fee of \$20 per registered archer will apply for the State Tournament. The school must pay the registration fee for ALL registered archers at the close of the registration period. Refunds will not be issued. An eligible substitute may be sent in a registered archers place.

Each school will be responsible for logging in to their account through nasptournaments.org and printing out their invoice to mail in with the tournament fees.

The Head Coach and 3 assistant/Lane Judges will receive a wristband for free admission per registered team.

Parking is free on the Iowa State Fairgrounds.

General admission for spectators 19 years of age and older is \$5.00. Youth 18 years of age and younger is free. **Every eligible team that registers archers for the State Tournament will be required to bring a minimum of three (3) lane judges to assist with scoring during a flight. An online registration link to sign up for shifts will be sent out to head coaches by February 1, 2025. Lane judges are not required to be BAI certified but must watch the NASP® Lane Judge Training Video at www.naspschools.org/resources/learning-center.**

BULLSEYE TEAM MINIMUM QUALIFYING SCORES:

High School Team Division—minimum score of **6,400** points and higher (two highest league tournament scores combined)

Middle School Team Division—minimum score of **6,150** points and higher (two highest league tournament scores combined)

Elementary School Team Division—minimum score of **5,500** points and higher (two highest league tournament scores combined)

2025 Tiering for State Tournament—Top 30 teams will be Tiered for High School and Middle School Divisions. 1–10 rank teams Tier 1, 11–20 rank teams Tier 2, 21–30 rank teams Tier 3. All other qualified teams will be Tier 4. Top 10 Elementary schools will be tiered, 1–4 T1, 5–7 T2, and 8–10 T3.

Individual participation in the State Tournament is limited to individuals that achieve the minimum qualifying score and are ranked among the top individuals within their division and gender based on combining their two highest League Tournament scores.

Schools unable to field a team for League Tournaments or were able to field a team but did not rank among the highest-ranking schools, can register their archers that meet the minimum qualifying score as individuals for the State Tournament.

INDIVIDUAL MINIMUM QUALIFYING SCORES:

High School Individual Division—minimum score of **532 points** and higher (two highest league tournament scores combined)

Middle School Individual Division—minimum score of **516 points** and higher (two highest league tournament scores combined)

Elementary School Individual Division—minimum score of **470 points** and higher (two highest league tournament scores combined)

Tiering for State Tournament—All qualified IND will be Tier 3